1

1. Visit www.ispace.am
2. Find “The customer card” on Menu
3. Scan the QR code or follow the link from your mobile device

iSpace | Premium Reseller

2

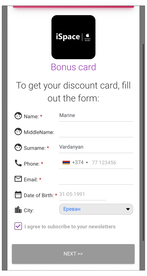

Fill in your personal information and click “Next”

iSpace | Premium Reseller

3

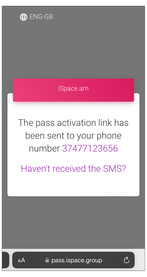

Click on the link in the SMS

iSpace | Premium Reseller

4

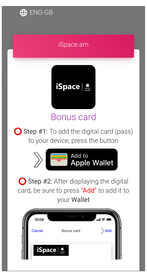

Add your “iSpace customer card” on Apple Wallet

iSpace | Premium Reseller

5



Open Wallet app

iSpace | Premium Reseller

6

Here is your card!

iSpace | Premium Reseller